

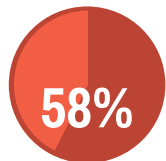
FIRST DESTINATION DATA

UNDERGRADUATE STUDENTS

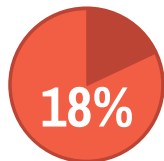
Overall Outcome Rate
as of 4 months post-graduation

80%

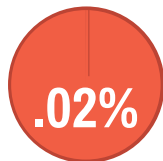
This number represents the percentage of graduates who fall into the categories below.



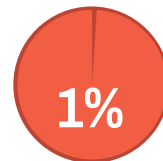
Employed



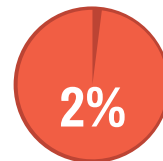
Continuing education



Serving in the U.S.
Armed Forces



Participating in
social service



Not seeking employment
or continuing education

Top Job Titles

1. Sales Representative
2. Customer Service Representative
3. Auditor
4. Software Engineer
5. Research Associate
6. Teacher
7. Registered Nurse
8. Engineer
9. Project Manager
10. Actuarial Associate

Top Hiring Employers

pwc



Deloitte.



GENERAL DYNAMICS
Electric Boat



Prudential

aetnaSM

78%

students that attended high
school in CT that are employed
and are working in the state

30%

students that did not attend high
school in CT that are employed
and are working in the state

66.3%

students with positive career
outcomes reported completing
an internship prior to graduation



52.4%

graduates reported utilizing services offered
at the Center for Career Development

UConn

CENTER FOR
CAREER DEVELOPMENT

860-486-3013

www.career.uconn.edu